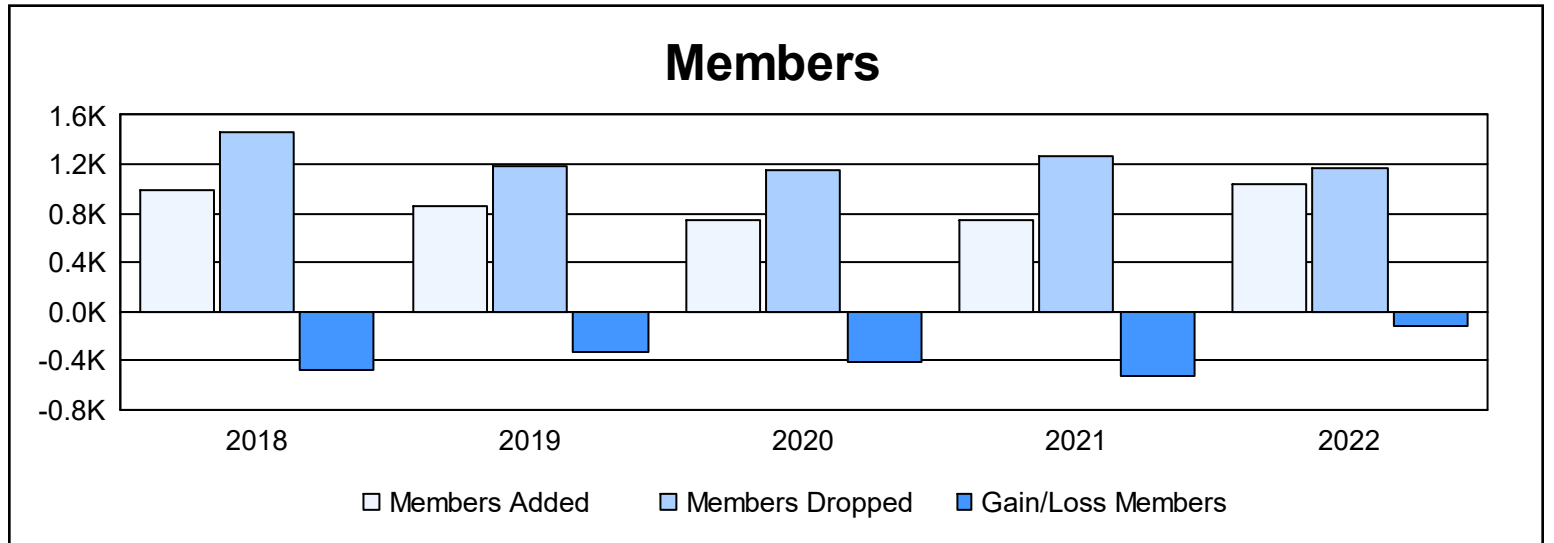
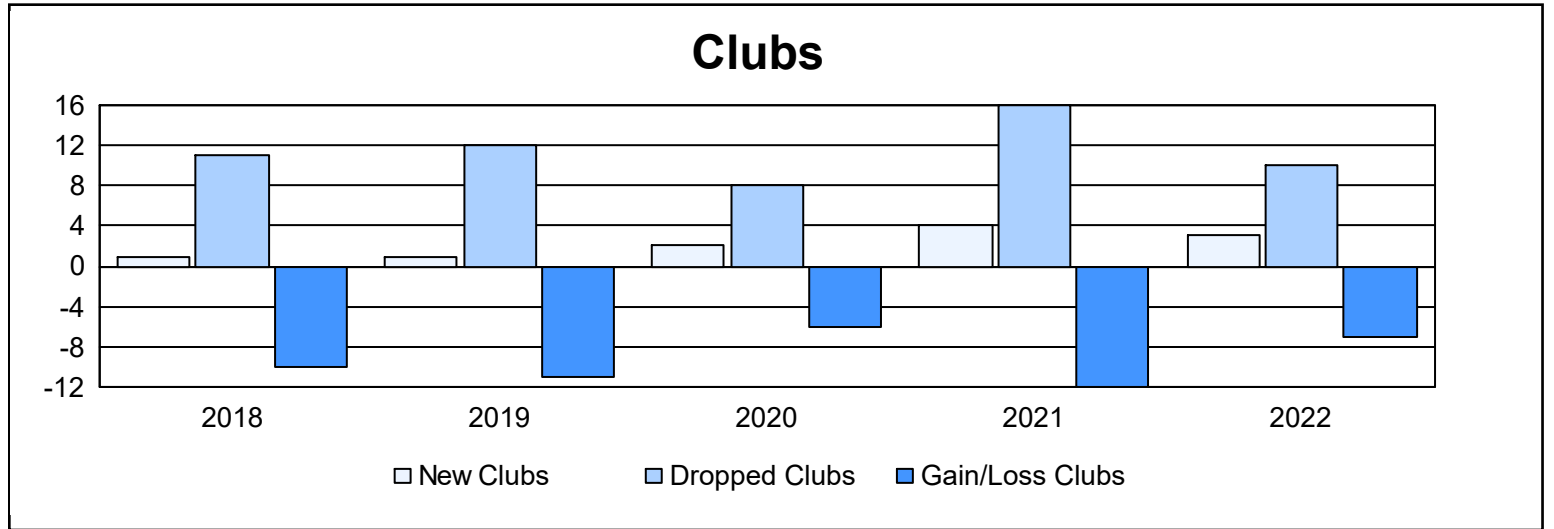
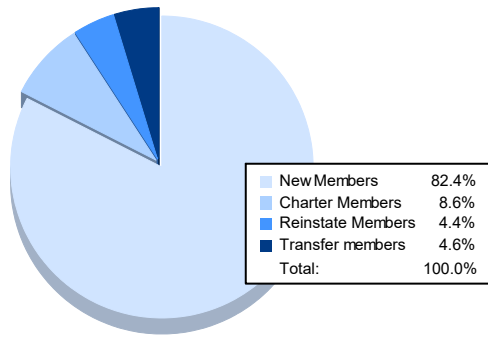


Year	New Clubs	Dropped Clubs	Gain/ Loss Clubs	New Members	Charter Members	Reinstate Members	Transfer Members	Total Member Added	Total Members Dropped	Gain/ Loss Members
2017-2018	1	11	-10	836	37	36	76	985	1,462	-477
2018-2019	1	12	-11	731	38	48	34	851	1,181	-330
2019-2020	2	8	-6	583	58	56	48	745	1,149	-404
2020-2021	4	16	-12	537	103	34	69	743	1,271	-528
2021-2022	3	10	-7	857	89	46	48	1,040	1,163	-123
Average	2	11	-9	709	65	44	55	873	1,245	-372



Membership Composition June 2022 Cumulative



Gender Composition June 2022 Cumulative

